




MILO - S60

► 60 ↑ 85 ↘ 55

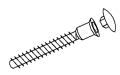


x 4



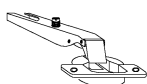
(a)

x 12



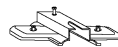
(b)

x 4



(c)

x 4



(d)

x 2



(e)

x 4



(f)

x 4




(g)

x 14 (4x16) x 4 (3,5x30)

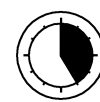


(h)



(i)

25 min



x 3



(j)

x 30



(k)

x 1



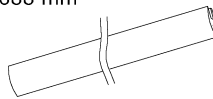
(l)

x 1

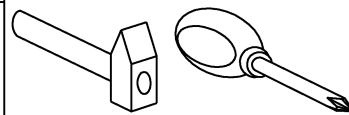


(m)

x 1 688 mm



(n)

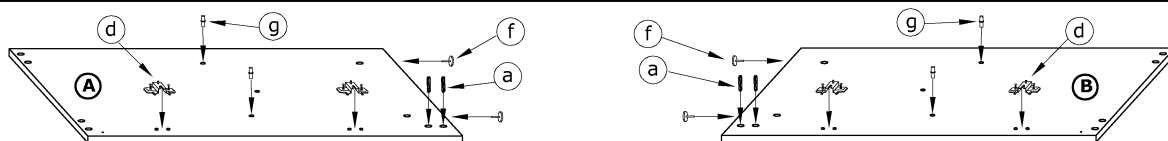


1 - FAZY MONTAŻU

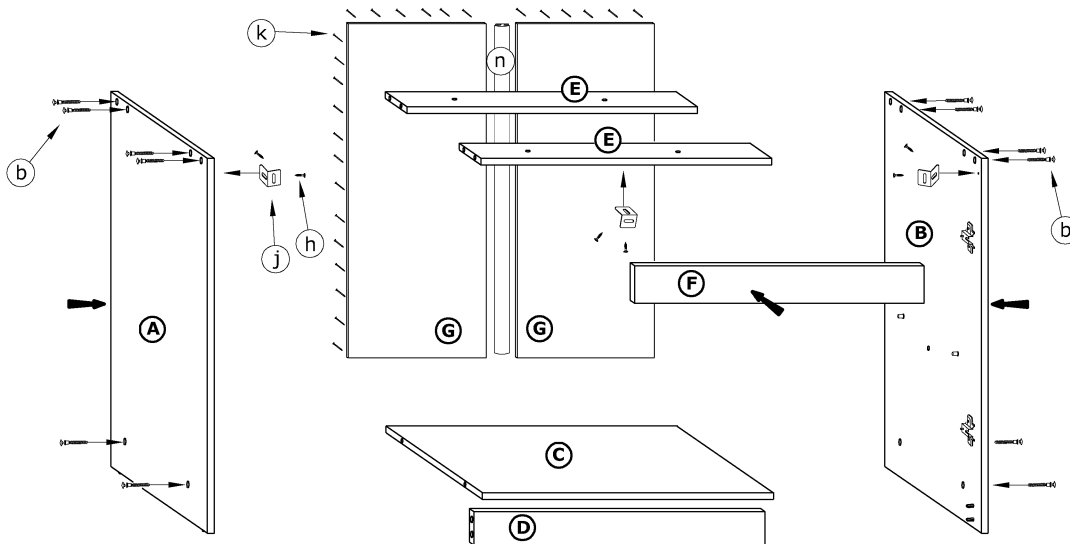
A - OZNACZENIE ELEMENTÓW

a - OZNACZENIE AKCESORIÓW

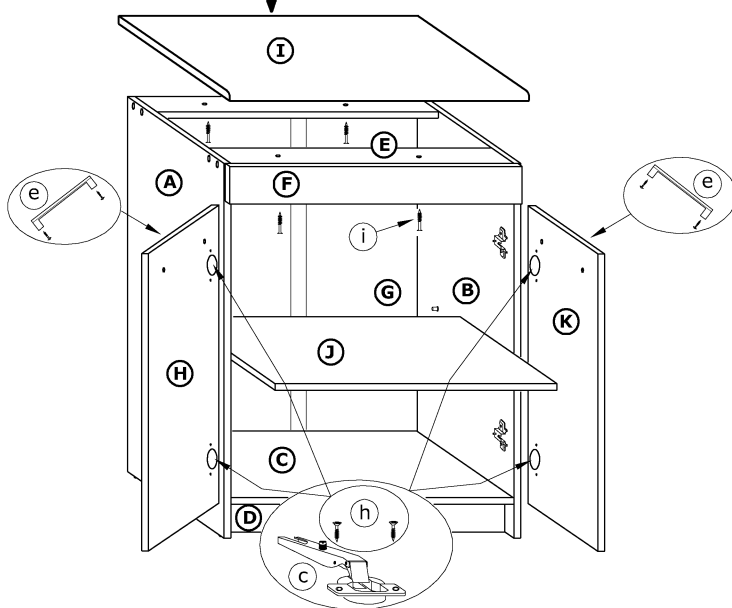
1



2



3



4

